

MAHARSHI PATANJALI VIDYA MANDIR



Name of the child

School name

HINDI WORKSHEET 1

क्रिकेटकेप्रियखिलाड़ीकाचित्रचिपकाओऔरक्रिकेटखेलमेंकामआनेवा
लीवस्तुओंकेचित्रलगाओ-

--

प्रियखिलाड़ीकाचित्र

WORKSHEET 2

निम्न वर्णों को संयुक्त व्यंजन से जोड़ कर सार्थक शब्द बना कर उचित चित्र के सामने लिखो -

(त् + त - त्त)

कु
प
छ

त्ता

(प + य - प्य)

ज
ला
स

प्या



प्रश्न २. वर्ग पहेली में से संयुक्त व्यंजन वाले शब्द छाँट कर लिखिए-

च	ः	प	ल	न्
म्	ह	त्	ट्	या
म	च	ता	टू	रा
व	म	स्	त	क
त्	या	ग	ध	च
षु	द्	ध	श	चा
ड	ग	ट्	ठ	र

WORKSHEET 3 PICTURE ACTIVITY



दिए गए चित्र में आप क्या क्या देख रहे हैं उनके नाम लिखो-

वर्णों को क्रम से लिख कर सार्थक शब्द बनाओ-

रा+तै+क= न+शै+ता=.....

ज+बे+ली= द+पै+ल

नि+क+सै= क+अ+द+र=.....

WORKSHEET 4

Hindi grammar grade 2

वचन

नाम :

1. जोड़े बनाओ -

तितली	डिब्बे
मकड़ी	तारे
तारा	बस्ते
लड़की	तितलियाँ
डिब्बा	मकड़ियाँ
कुत्ता	लड़कियाँ
बस्ता	कुत्ते








वचन			
एकवचन		बहुवचन	
	तितली		
	तोता		
	चूहा		
	लड़की		
	बिल्ली		
	गिलहरी		

WORKSHEET 5

जानवर






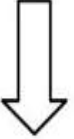

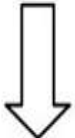





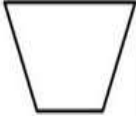

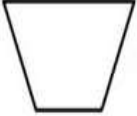

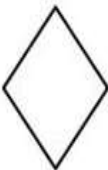


जानवरों के सही चित्रों पर गोला लगाएँ।
Circle the correct animal pictures.

कछुआ			
भालू			
गिलहरी			
हाथी			
घोड़ा			
हिरन			

2. Mathematics

Worksheet 1

Observe the pattern and complete the pattern:

Worksheet 2

Write the number names of the following-

900	
834	
409	
218	
112	
650	
777	
99	



Write the words in numbers.

two hundred and thirty seven	four hundred and fifty
seven hundred and one	six hundred and eighteen
five hundred and thirty three	eight hundred and twenty five
nine hundred and sixty one	one hundred and thirty
one hundred and eleven	two hundred and twenty two

What number comes before and after ?

_____ 240 _____

_____ 123 _____

_____ 449 _____

_____ 402 _____

_____ 417 _____

_____ 152 _____

_____ 296 _____

_____ 405 _____

_____ 219 _____

_____ 350 _____

_____ 119 _____

_____ 452 _____

Worksheet 3

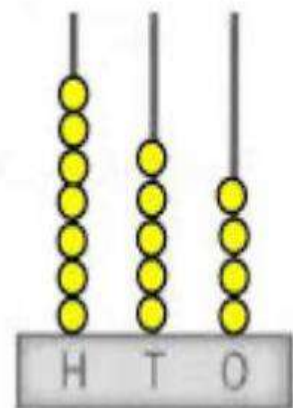
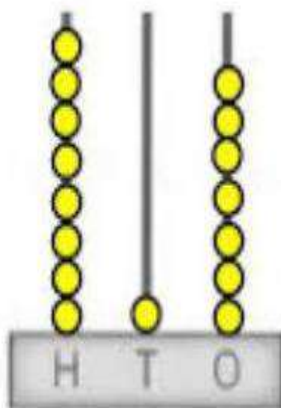
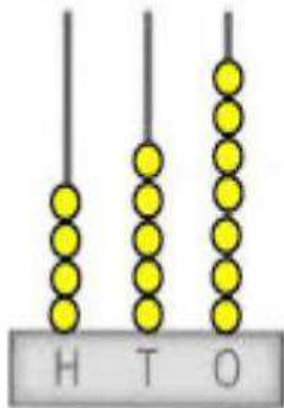
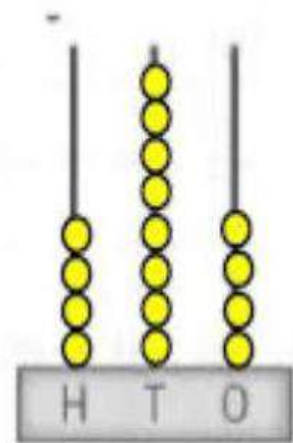
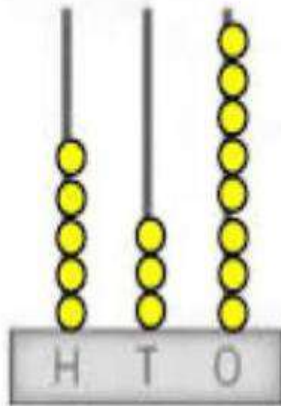
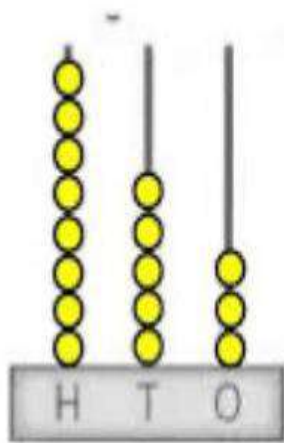
Adding 3 2-digit numbers

$$\begin{array}{r} 23 \\ 11 \\ + 27 \\ \hline \end{array}$$
$$\begin{array}{r} 32 \\ 9 \\ + 10 \\ \hline \end{array}$$
$$\begin{array}{r} 66 \\ 11 \\ + 7 \\ \hline \end{array}$$
$$\begin{array}{r} 3 \\ 81 \\ + 9 \\ \hline \end{array}$$

$$\begin{array}{r} 55 \\ 19 \\ + 5 \\ \hline \end{array}$$
$$\begin{array}{r} 9 \\ 20 \\ + 73 \\ \hline \end{array}$$
$$\begin{array}{r} 21 \\ 13 \\ + 16 \\ \hline \end{array}$$
$$\begin{array}{r} 25 \\ 32 \\ + 29 \\ \hline \end{array}$$

Worksheet 4

Write the number shown on Abacus-



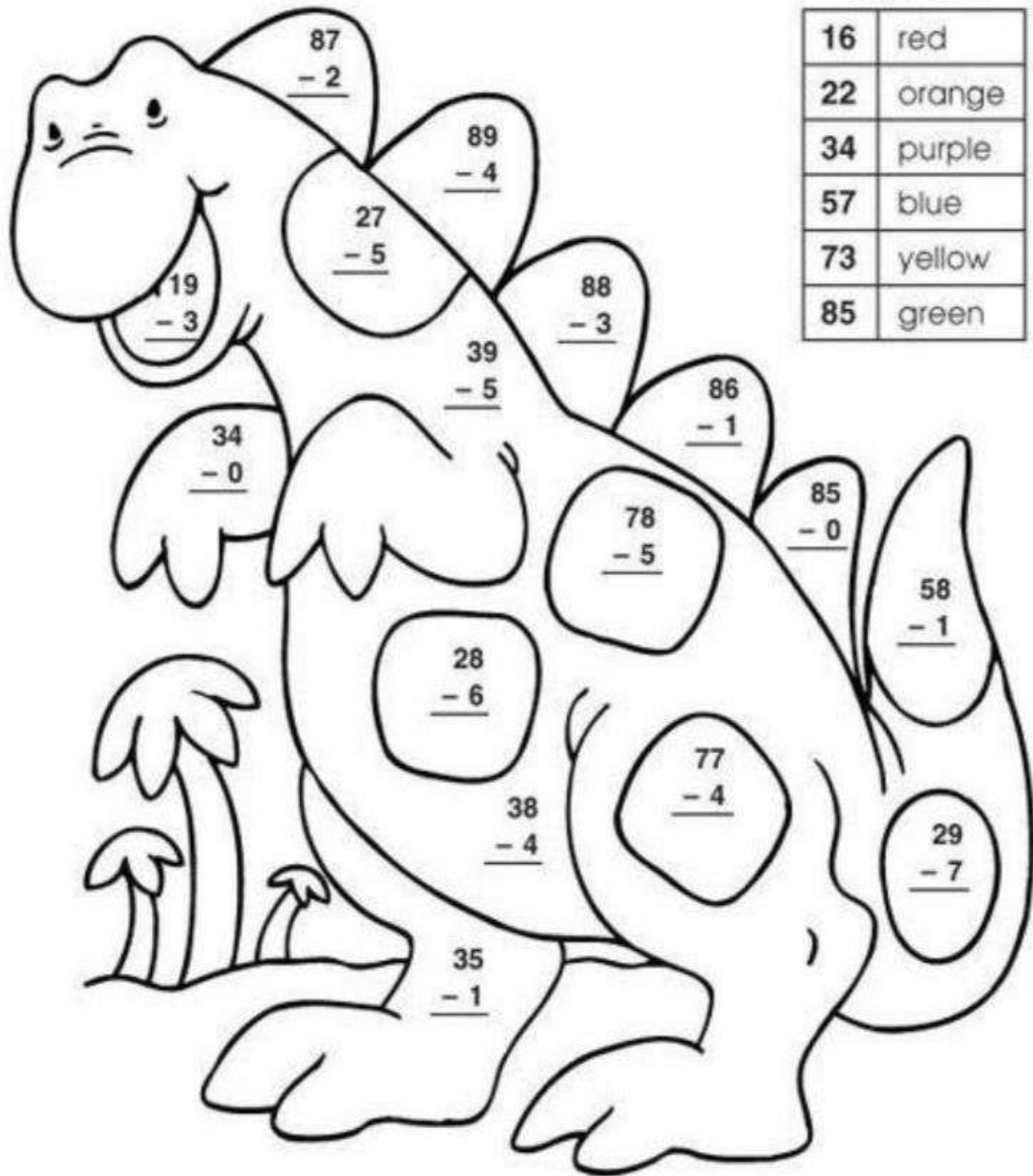
Worksheet 5


Dino-Math

Subtract. Color the picture using the color code.

Color Code

16	red
22	orange
34	purple
57	blue
73	yellow
85	green



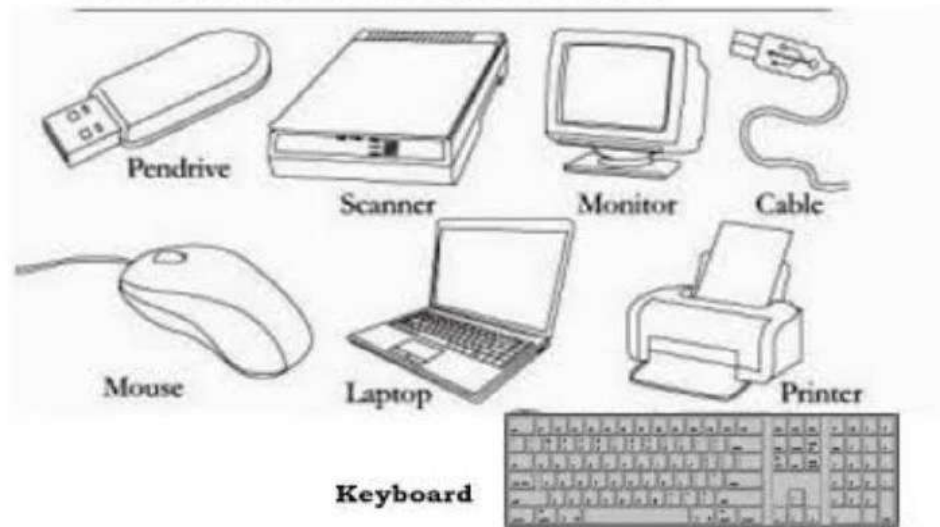


3.Computer


Worksheet 1

Find the NAMES of these terms related to the computer system.

Colour each word with a DIFFERENT colour.



L	T	M	O	N	I	T	O	R	B	V	Q	K
Y	F	O	H	J	R	C	A	B	L	E	M	E
S	D	U	P	E	N	D	R	I	V	E	G	Y
O	M	S	C	A	N	N	E	R	T	I	H	B
F	I	E	V	U	L	Y	W	R	H	A	C	O
X	H	B	R	S	C	I	L	K	V	Z	X	A
D	J	L	A	P	T	O	P	T	E	U	F	R
F	I	W	T	Y	X	M	K	U	G	S	E	D



Worksheet 2

Colour the picture-

THE COMPUTER




Worksheet 3

Identify the type of computer and correctly state the name in the blank space provided.

Worksheet 4

I. Put a check on the box if the picture shows care for the computer.



Write 5 rules we must follow ,whenever we go to the Computer lab-

- _____
- _____
- _____
- _____
- _____

Worksheet 5

State true or false-

1. You can use a computer to do math.

$$1 + 5 = 6$$

True

False

2. You can use a computer to eat soup.



True

False

3. You can use a computer to draw a picture.



True

False

4. You can use a computer to watch a movie.



True

False

5. You can use a computer to play basketball.



True

False

6. You can use a computer to type.



True

False

Draw and colour any one part of the computer-



SUBJECT ENGLISH

worksheet 1

Look at the picture and write the noun words into the correct categories.



Doctor



Singer



Beach



Table



Ball



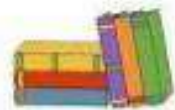
Monkey



Cat



Airport



Books



Farm



Horse



Teacher

Person

Things

Places

Animals

1.

1.

1.

1.

2.

2.

2.

2.

3.

3.

3.

3.

ENGLISH Worksheet 2

Choose the action words to complete the sentences below.

1. My sister _____ in the beach.



Sleeps

Swims

Dances

2. Pablo _____ a watermelon.



Runs

Eats

Claps

3. The aliens _____ up in the sky.



Swim

Cry

Fly

4. The boy _____ really fast.



Sleeps

Runs

Closes

5. I need to _____ some paper.



Cut	Eat	Sing
-----	-----	------

ENGLISH Worksheet 3

Circle the word that names each picture.

	to		won
	two		one
	be		in
	bee		inn
	sun		see
	son		sea
	for		I
	four		eye

ENGLISH Worksheet 4

Match the prepositions to the cat's position.

Between



In front of



Under



On



Behind



Beside



ENGLISH Worksheet 5

Complete the blanks with an adjective.

1. There are _____ flowers in the garden.



2. The pig is _____.



3. My mum is _____.



4. I can see a _____ elephant and a _____ turtle.



5. I have a _____ ruler.



6. The _____ giraffe is eating green leaves.



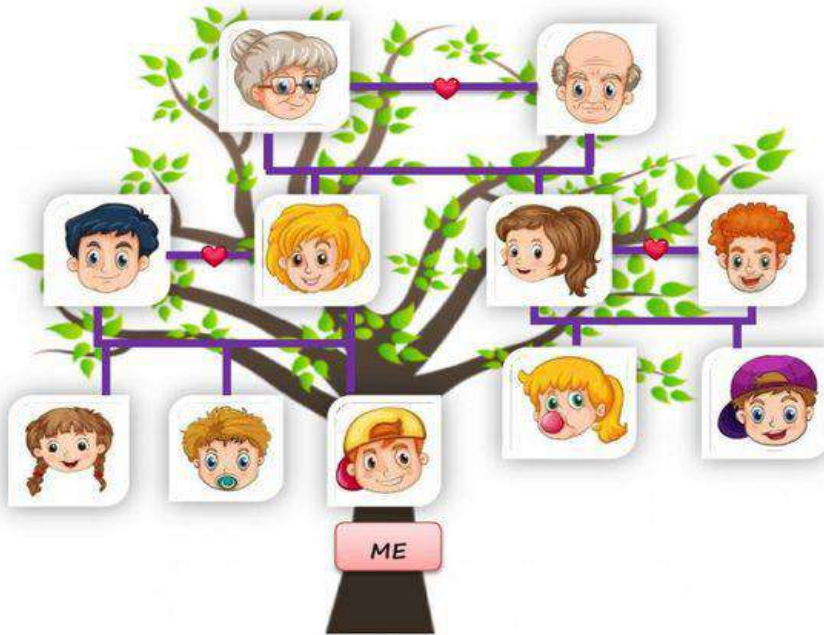
Tall	Pretty	Small	Thin	Fat	Big	Long
------	--------	-------	------	-----	-----	------

A decorative border of ice cream cones surrounds the page. The cones are arranged in a rectangular frame, with the top and bottom edges being horizontal and the left and right edges being vertical. Each cone has a yellow top, a pink middle, and a brown bottom. The text "EVS Worksheet 1" is centered in the upper portion of the page.











EVS Worksheet 1

THE FAMILY

1-LOOK AT THE FAMILY TREE.




2 -CHOOSE THE CORRECT OPTION

- | | | | |
|-------------------------------------------------------------------------------------|------------------|-------------------------------------------------------------------------------------|------------------|
|  | THIS IS MY _____ |  | THIS IS MY _____ |
|  | THIS IS MY _____ |  | THIS IS MY _____ |
|  | THIS IS MY _____ |  | THIS IS MY _____ |
|  | THIS IS MY _____ |  | THIS IS MY _____ |
|  | THIS IS MY _____ |  | THIS IS MY _____ |

b a g l r r g b r h t u
 k l s c h o o l u f e g
 z p e n v n m u l f a b
 p x p e n c i l e u c o
 b l a c k b o a r d h o
 a r w p e r a s e r e k
 o q z i j r f h o w r z
 r k p l x p x i k x m n

a ruler



A PENCIL



An eraser



book




A blackboard

A bag



A pen



A decorative border of ice cream cones surrounds the page. The top and bottom edges feature a horizontal row of cones. The left and right edges feature a vertical column of cones. Each corner is formed by a small cluster of cones meeting at the vertex. The cones have a yellow top, a pink middle, and a brown bottom.

EVS Worksheet 3

Bodies of WATER



Look at the pictures on the left. In each row, check the correct name of the body of water.



river

lake

ocean



lake

ocean

river



ocean

stream

pond



stream

lake

pond



pond

ocean

river



EVS Worksheet 4

Draw and write the name of your favourite :

FOOD	ANIMAL
VEGETABLE	TOY

Also write two lines on each :

1. Food.....

.....

...

2. Vegetable

.....

.....

...

3. Toy

.....

.....

.....



4. Animal

.....

.....

Worksheet 5

What product do we get from plants .draw and colour



Write a few lines on how to save trees:

.....

.....


.....

.....

.....

ART WORKSHEET 1

COLOUR THE PICTURE



ART WORKSHEET 2



Holiday homework for Story Book

Book- Mrs. Woolly' s Funny Sweaters

Which sweater is most amusing for you? Write few lines about it. Imagine.

draw and decorate funny sweater on your own.

HOLIDAY HOMEWORK

Note हिंदी साहित्य और व्याकरण की कॉपी में कराया गया सभी कार्य करेंगे

Project work : व्याकरण की कॉपी में एक वचन से बहुवचन वाले शब्दों के चित्र लगाएंगे

ENGLISH NOTE : Learn all the chapter taught in class .

Project : paste 5 pictures of animals with their babies and name them. Paste it on A4 sheet.

Maths :

Learn and write table from 2-12 on a file paper. Draw abacus and show following numbers 129 808 399 500 218 710

NOTE : LEARN CHAPTER 1 IN EVS .

Note Computer : paste the picture of different type of computer in a file paper also write about them .