



**MAHARSHI PATANJALI
VIDYA MANDIR
HOLIDAY HOMEWORK
2025-2026**










CLASS-1



English Holiday Homework


Worksheet-1

Tick the missing vowel. Write the letter in the blank to complete the word.

 t _ p a i o	 j _ g o a u	 b _ t a e o
 r _ t a i e	 m _ p u o a	 s _ n a i u
 h _ t a u o	 h _ n e a i	 c _ t u a i

Worksheet-2

See the pictures and write down the naming words in the correct box.



Name of animals	Name of things	Name of persons	Name of places

Worksheet 3

Read the words from the box and write it in the correct column



fruit	Rita	June	school
MPVM	Apple	girl	month

Common names

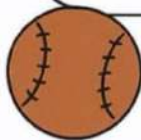
Special names

1. _____

2. _____

3. _____

4. _____




Worksheet-4

this



that



Fill in the blanks with 'this' or 'that'.

() is a pen.



() is a ball.



() is an apple.



() is a cat.



() is a car.



() is a doll.



() is a bike.



Worksheet-5

Match the following with actions

- drink



- eat



- listen



- throw away



- sing



- wash



EVS WORKSHEET 1

Myself

My name is _____.

I am _____ years old.

I am a _____ (boy/girl).

My birthday is on _____.

I study in class _____.

I live in _____.

I weigh _____ kilograms.

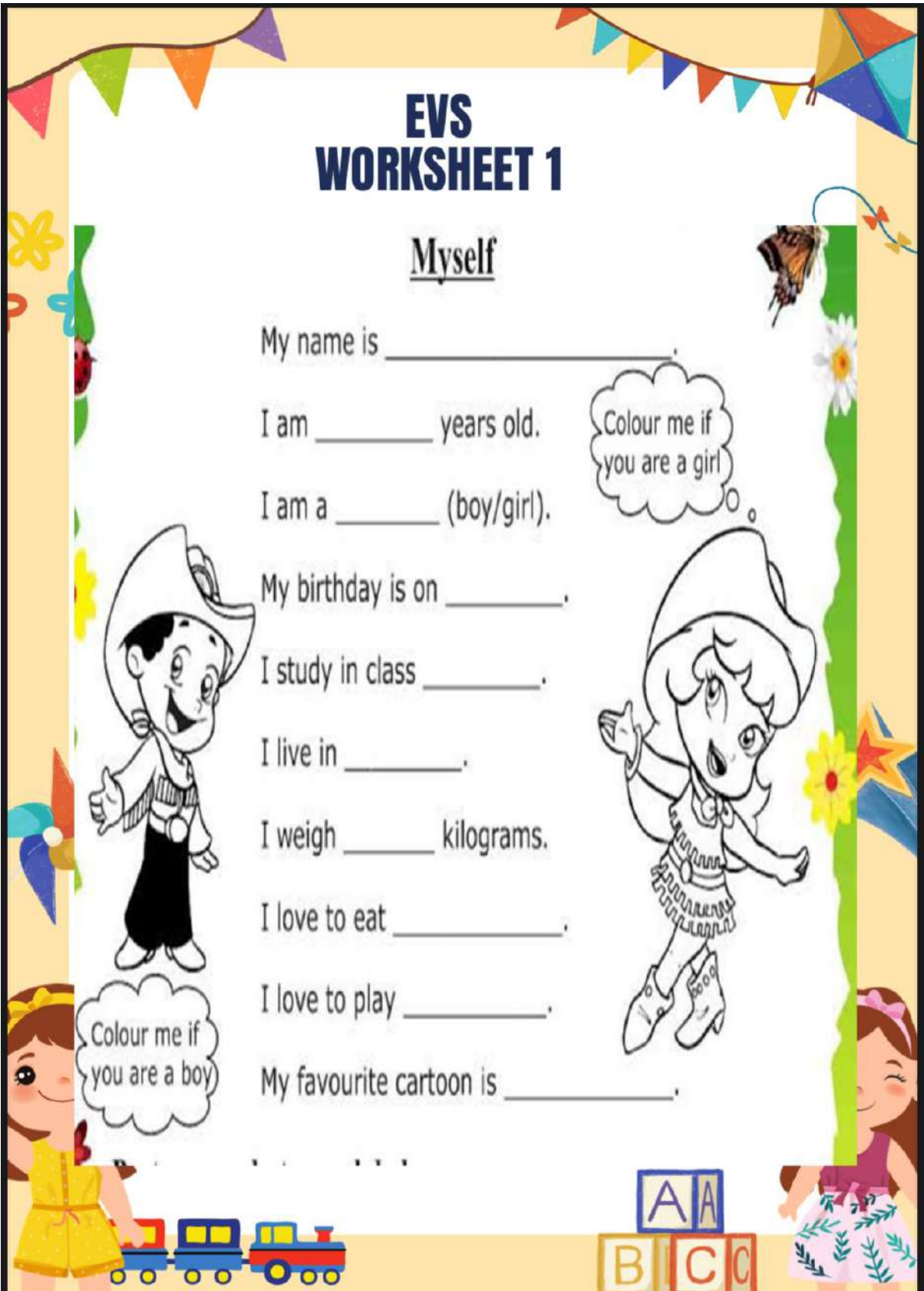
I love to eat _____.

I love to play _____.

My favourite cartoon is _____.

Colour me if
you are a girl

Colour me if
you are a boy



EVS WORKSHEET 2 COMMUNITY HELPERS

Identify and fill color in front of the correct
answer



FIRE FIGHTER

PAINTER



DENTIST

WAITER



NURSE

WAITER



TAILOR

PAINTER



DOCTOR

GARDENER



CHEF

NURSE



DENTIST

POLICE



NURSE

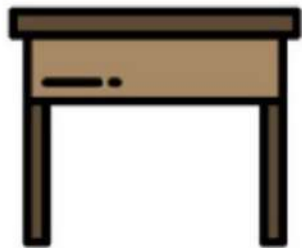
MECHANIC



EVS WORKSHEET 3

SCHOOL VOCABULARY

What is it?




- ☐ blackboard ☐ desk
☐ tablet ☐ chair



- ☐ desk ☐ locker
☐ chair ☐ tablet



- ☐ school ☐ locker
☐ classroom ☐ abacus



- ☐ classroom ☐ locker
☐ library ☐ laborato



- ☐ library ☐ book
☐ laboratory ☐ locker



- ☐ classroom ☐ library
☐ canteen / cafeteria ☐ locker



EVS WORKSHEET 4

My Family Tree

Write the names of your family members.



MY HOUSE-
DRAW AND COLOUR 2 THINGS THAT
YOU SEE IN YOUR HOUSE-

1. BEDROOM-
2. STUDY ROOM-
3. DINING ROOM-
4. GARDEN



EVS WORKSHEET 5

My Family

My name is _____

I'm _____ years old.

My mother's name is

_____.

My mother is a/an

_____.



My father's name is _____.

My father is a/an _____.


My grandmother's name is _____.

My grandfather's name is _____.

My sister's name is _____.



Computer Worksheet 1



WORKSHEET 2

Q1. Fill in the missing blanks

1. Computer is an electronic:

M _ _ C _ _ I _ _ E

2. Computer never gets

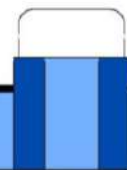
T _ _ R _ _ D

3. Computer can draw:

P _ _ C _ _ U _ _ E

4. Computer never makes

M _ _ S _ _ A _ _ K ES.



WORKSHEET 3

Tick the correct word for each picture.



mouse
printer



printer
keyboard



monitor
scanner



speakers
monitor



CPU
printer

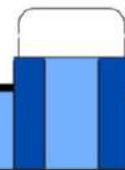


mouse
keyboard



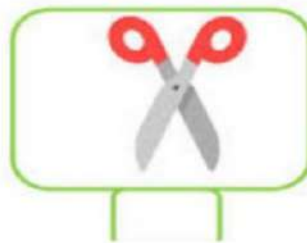
WORKSHEET 4

NAME THE FOLLOWING PICTURES -



WORKSHEET 5




Identify the natural and man-made thing, and write 'N' for natural and 'M' for man made things.



Mathematics





















WORKSHEET 1

Colour the objects accordingly.



WORKSHEET 2

Arrange in decreasing(big to small order)-

	35	23	12	27				
	62	34	67	42				
	56	26	71	73				
	82	23	76	92				

Write the numbers from smallest to biggest.

11	21	5	28	→				
----	----	---	----	---	---	---	--	---

7	27	9	26	→				
---	----	---	----	---	---	---	--	---

30	21	20	1	→				
----	----	----	---	---	---	---	--	---

18	9	11	24	→				
----	---	----	----	---	---	---	--	---

WORKSHEET 3

Write the numbers in words.	
1	11
2	12
3	13
4	14
5	15
6	16
7	17
8	18
9	19
10	20

Worksheet -4

Solve the following word problems-

		WORKING OUT
1)	I have 4  . I buy 3  more. How many do I have now? _____	
2)	There are 5  . 4  fly away. How many are left? _____	
3)	I have 2  . I buy 5  more. How many  in all? _____	
4)	Jack has 3  . Jill has 3  . How many altogether? _____	
5)	There are 8  . 2  swim away. How many  are left? _____	
6)	Captain has 4  . Sally has 2  . What is the difference? _____	

WORKSHEET 5

Addition and Subtraction

$2 + 7 = \underline{\quad}$

$4 - 4 = \underline{\quad}$

$7 - 3 = \underline{\quad}$

$5 - 3 = \underline{\quad}$

$6 + 2 = \underline{\quad}$

$8 - 4 = \underline{\quad}$

$2 + 5 = \underline{\quad}$

$1 + 9 = \underline{\quad}$

$2 + 0 = \underline{\quad}$

$4 + 4 = \underline{\quad}$

$6 - 3 = \underline{\quad}$

$3 + 4 = \underline{\quad}$

$10 - 4 = \underline{\quad}$

$4 + 5 = \underline{\quad}$

HINDI

WORKSHEET 1


चित्रों के नाम पूरे करो –



तर.....ज



कबू.....र




.....रज



त.....जू

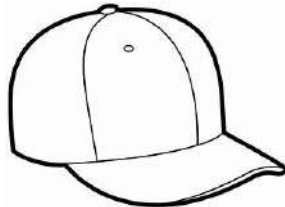



भा.....



खर.....जा

चित्रों के नाम लिखो-



WORKSHEET 2

वर्ण जोड़कर शब्द बनाओ

स+ड़+क

कि+सा+न

ब+गी+चा

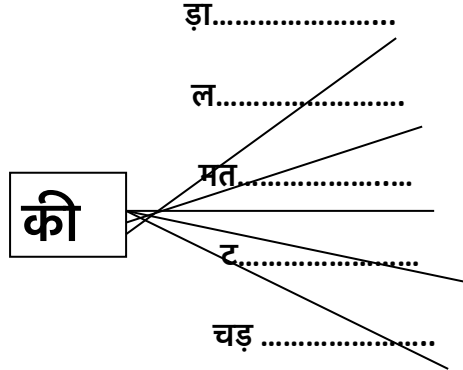
म+ह+ल

कि+ता+ब

औ+जा+र

गा+ज+र

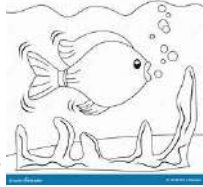
वर्णों से नए शब्द बनाओ-



.....

WORKSHEET 3


शब्दों को क्रम से लिखकर सार्थक वाक्य बनाओ



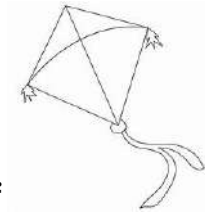
तैर है मछली रही में पानी




खेल लड़का रहा है



है खाता खरगोश गाजर



उड़ है रही पतंग आसमान में



चलती रेल गाड़ी है तेज़ .
ColorPete

Worksheet 4

वर्ग पहेली से देखकर पशु-पक्षियों के नाम





लिखो और चित्र चिपकाओ

<u>को</u>	<u>य</u>	<u>ल</u>	<u>बै</u>	<u>ल</u>
<u>घो</u>	<u>क</u>	<u>बू</u>	<u>त</u>	<u>र</u>
<u>डा</u>	<u>ब</u>	<u>हा</u>	<u>कौ</u>	<u>आ</u>
<u>मो</u>	<u>या</u>	<u>थी</u>	<u>गा</u>	<u>य</u>
<u>र</u>	<u>तो</u>	<u>ता</u>	<u>शे</u>	<u>र</u>

Worksheet 5


दिमाग लगाओ,पहेली सुलझाओ कौन क्या खाता है -


शहद गाजर खरगोश शेर खाना तोता मिर्च भालू गाय घास बच्चे मांस।



Art

Discover numbers in the picture and color the elements according to the instructions below.





- **ENGLISH**

- Learn the chapters BROWNY BEAR & GOLDY CAT AND ALWAYS LATE
- LEARN the POEM “ MY CLEVER CLASSMATE “
- GRAMMAR- Practise the exercises done in the notebooks
- Make one copy and do one page writing everyday.

- **STORY (THE ADVENTUROUS TOMATO)**

Read and describe which part of the story "The Adventurous Tomato " do you like the most and why?

- **HINDI**

- 1.कापी में कराया गया सभी कार्य याद करना है।
- 2.प्रतिदिन एक पेज सुलेख लिखेंगे।

- **EVS**

Learn chapter My self,My family and My school

In your EVS COPY write 5 sentences about your school.

- **MATHS**

Practice chapter -1 in your rough notebook .

Learn tables 2-5.

- **COMPUTER**

Learn chapter -1.

Paste 5 pictures of places where computers are used in your computer copy.